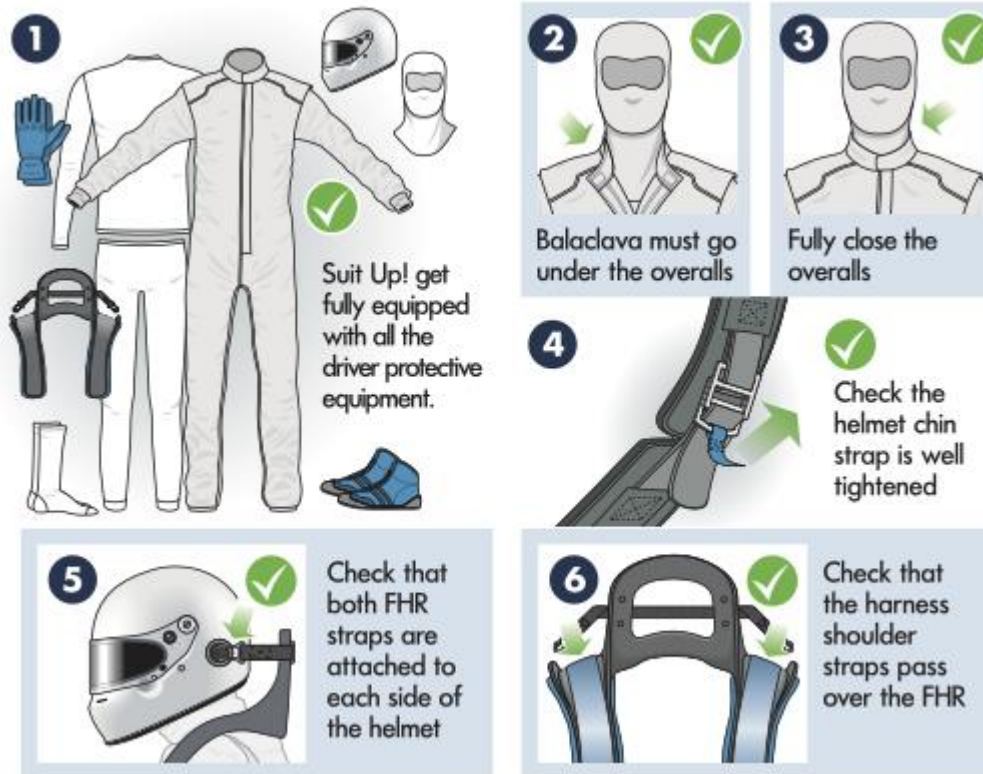




ASN Safety Bulletin #42



Welcome to Issue #42 of the FIA Safety Bulletin. In this edition, we are excited to introduce two new Safety Flyers, building on our commitment to competitor safety initiated via the “Competitor Safety Leaflet” (see [ASN Safety Bulletin #8](#)).


These flyers focus on the pre-race checks and are tailored for both scrutineers and drivers, enhancing our collective understanding and implementation of safety protocols.

You can download the web versions of each flyer by [clicking on the images below](#).

To download a print version of the Pre-Race Checks for Scrutineers [click here](#).


To download a print version of the Pre-Race Checks for Drivers [click here](#).

For scrutineers: This flyer serves as a comprehensive memo outlining the essential competitor safety equipment checks before events. It highlights key features and expectations to ensure driver and crew safety.




Pre-Race Checks • SCRUTINEERS


Please refer to the following FIA presentation forms for guidance:



Presentation forms for protective clothing according to FIA Standard 8856-2018



ASN Safety Bulletin #34 - Protective Clothing Customisation Guide




8856-2018
The competitor must show the scrutineer the customisation certificate if there are prints or transfers on the protective clothing


Protective Clothing

OVERALLS


FIA Label (embroidered on the collar)




Confirm there are shoulder handles




Check for holes or heavy damage



FIA Hologram behind the zip closure flap






Embroideries only on external layer



BALACLAVAS, UNDERGARMENTS AND SOCKS

✓ FIA Labels and Holograms must be present and side-by-side on balaclava, undergarments. Socks only have an homologation label.

✗ Check for holes or heavy damage.






SHOES & GLOVES

Check the tongue of the shoe and cuff of the glove.

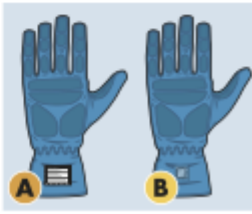
FIA Labels must be on the outside.

FIA Holograms must be on the inside, DIRECTLY under the FIA Label.



A FIA Labels outside

B FIA Holograms inside



A

B

Turn over for more >>>

Helmets




Check that the FIA Label and the FIA Hologram are identical to the FIA technical list.



Check if there are cracks on the shell.



Check the presentation form for the accessories.



Check if the foam is cracked or compressed (remove the small liner padding to check the foam).



Cameras are only allowed if FIA approved and presented in the helmet presentation form.



Check that the chin strap is not pinched or damaged (Do not consider the loose part)



Check that the anchorage, bolts and fixations of the visor are operational and undamaged.



Weigh the helmet.
Maximum weight:
Full face: 1900g
Open face: 1700g

Frontal Head Restraint (FHR)



Check that the FIA Label is identical to the FIA technical list.



Check the rubber - there should be no damage.



Check the integrity of the material - there should be no damage.



Check the straps and fittings - there should be no damage.

For drivers: Designed as a pre-race checklist, this flyer guides drivers through essential safety checks to secure their safety and that of their crew before engaging in competition.




Pre-Race Checks • DRIVERS

1  Suit Up! get fully equipped with all the driver protective equipment.

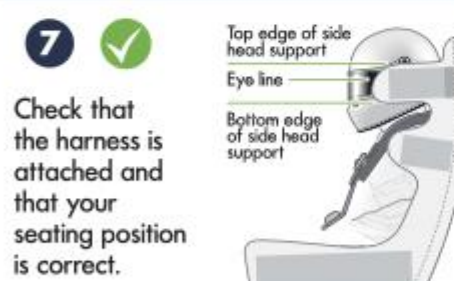
2  Balaclava must go under the overalls

3  Fully close the overalls

4  Check the helmet chin strap is well tightened

5  Check that both FHR straps are attached to each side of the helmet


6  Check that the harness shoulder straps pass over the FHR

7  Check that the harness is attached and that your seating position is correct.

Top edge of side head support
Eye line
Bottom edge of side head support

8  Close your visor

9  Arm the extinguisher

10  Enjoy the race!

Remember, safety is not just about the equipment but also how it is used. We urge all competitors to carefully read the equipment instructions, all of which have been approved by the FIA Safety Department for their utmost safety.

We encourage you to disseminate this bulletin among technical delegates, scrutineers

and competitors. For detailed guidelines and updates, visit the [fia.com](https://www.fia.com) Safety News web page [here](#) (or by scanning the QR Code below).



FIA Safety Department